

## **Historic, Archive Document**

Do not assume content reflects current scientific knowledge, policies, or practices.



62.61

LIBRARY  
RECEIVED  
★ MAR 8 1920  
U. S. Department of Agriculture

# SEEDS

## 1920



**BINGHAMTON SEED CO.**

**135 Court St., Binghamton, N. Y.**



In preparing this Seed Annual it has been our aim to give the most reliable information as to varieties and cultural directions.

Our seeds are grown by the oldest and most reliable growers in the world, and our practical experience in the seed business enables us to select the best varieties in cultivation.

The garden is an important item in the home, and a good garden can only be had from fresh tested seeds, such as our many thousands of customers acknowledge ours to be.

### SUGGESTIONS FOR ORDERING

**HOW TO ORDER.** This can be done either in the form of a P. O. Money Order, N. Y. Draft, Express Order or Registered Letter. We will bear expenses of sending money in either of above way when order amounts to \$1.00 or over. Postage stamps received same as cash, in amounts less than a dollar.

**ORDER EARLY.** Always place your order as soon after you receive the Catalogue as convenient, then you will have your seed at hand and for planting when you want them.

**LARGE OR SMALL ORDERS.** All receive the same careful attention. If you only want a single packet, do not hesitate to order it.

**DO NOT FORGET** to write plainly your name and address. Every season we receive many letters and orders in which the name of writer, or address, or both are lacking or so illegibly written that they cannot be made out.

**SEEDS BY MAIL.** For the benefit of out-of-town buyers, we pay postage on all orders received by mail.

Market Gardeners or other Large Planters requiring large quantities of seed, are invited to send list of wants and get special prices.

### ABOUT WARRANTING SEEDS

We have often been asked if we "guarantee or warrant our Seeds." We beg to state plainly, we do not, for the reason that practical experience has assured us of the fact that crops may fail, no matter how fresh or pure the seed sown may be. We trust that our customers will fully realize it is to our interest to send none but the best quality of seeds.

With the best of management and good seeds there will be an occasional unaccountable failure. The best of gardeners sometimes fail, and try again with the same seeds with good results.

We give no warranty, express or implied, as to description, quality, productiveness or any other matter of any seeds, bulbs, or plants we send out, and we will not be in any way responsible for the crop.

Farm Bureau Members—(Yours for Service)



# VEGETABLE SEEDS

After each variety we have placed in figures the approximate number of days required to produce vegetables for the table under favorable weather conditions.



Palmento Asparagus

and cultivate often. Never disturb the vines when wet, as the pods will become rusty. All the varieties are tender, and must not be planted until the soil is dry and warm.

## DWARF GREEN PODDED

**STRINGLESS, GREEN POD**—42 days. Color deep green, very long, round, fleshy pods; very prolific and entirely stringless.

**LONG EARLY YELLOW SIX WEEKS**—40 days. Long, straight, round green pods.

**LONGFELLOW**—45 Days. Productive of excellent long, straight, round green pods.

**REFUGEE, LATE**—48 days. This Bean, in some sections, is known as the "1000 to 1," by reason of its prolific character. It matures green pods for table use in 48 days.

**BOUNTIFUL BEANS**—42 days. A large, tender, stringless green pod, curved and flat.

Prices of the above varieties,  $\frac{1}{4}$  lb. 10c.;  $\frac{1}{2}$  lb. 20c.; 1 lb. 35c.

## ARTICHOKE

Sow seeds in hot bed early in spring in rows six inches apart, transplant into boxes or pots. Pkt. 10c.; oz. 60c.

## ASPARAGUS

One ounce to 40 feet or drill. Sow the seed in spring in drills 15 inches apart; the following spring transplant to permanent beds. Plant for private use in rows 6 inches apart and allow 12 inches in the rows, covering the roots 6 inches.

**CONOVER'S COLOSSAL**—2 years. A well known standard variety of large and rapid growth, and of excellent quality. Pkt. 5c.; oz. 15c.;  $\frac{1}{4}$  lb. 40c.

**BARR'S MAMMOTH**—2 years. Very large and uniform, extra quick growing, very tender and entirely free from woody fiber. Pkt. 5c.; oz. 15c.;  $\frac{1}{4}$  lb. 40c.

**PALMETTO**. Earlier than Conover's; large, productive, and of excellent quality. Pkt. 5c.; oz. 15c.;  $\frac{1}{4}$  lb. 40c.

## ASPARAGUS ROOTS

**PALMETTO**. Earlier than Conover's; large productive, two years old. Per 100, \$1.00.

## BROCCOLI

About 3,000 plants to the ounce.

Growth and habit resembling Cauliflower, but more hardy and gives excellent results in cool northern localities.

**PURPLE CAPE**—150 days. Heads nearly as large as those of the Cauliflower; close, solid and of brownish purple color. Pkt. 10c.

## BEANS

Dwarf or Bush

One pound will plant 50 feet of drill. One and one-half bushels will plant an acre.

A warm, light soil is best adapted to the growth of Bush Beans, but they will do well in almost any situation unless it is very wet. Plant in rows 2 or 3 feet apart, dropping the beans 3 inches apart and covering 2 inches. Keep the ground free from weeds

**DWARF WAX OR YELLOW-POD SORTS**

**Black Wax**—40 days. Early; very tender, and of good quality; pods round, yellow.

**Currie's Rust-proof**—40 days. Pods long, flat, straight and of a waxy-white color.

**Davis Kidney Wax**—38 days. Plant vigorous and of compact, upright growth, with pods extra long, straight, oval of a clear, waxy-white color, often 7 to 8 inches in length, and when fit for use quite stringless.

**Golden Wax**—38 days. Vines of medium size, erect, hardy and productive; pods long, nearly straight, broad, flat, golden yellow.

**Round-pod Kidney Wax**—45 days. Similar to Wardwell's Kidney Wax, but with round pods.

**Wardwell's Kidney Wax**—45 days. Vines vigorous and productive; pods long, wax-like, of good quality.

Prices of above varieties:  $\frac{1}{4}$  lb. 15c.;  $\frac{1}{2}$  lb. 25c.; 1 lb. 40c

**BUSH SHELL BEANS**

**New York State Medium**—75 days. One of the earliest, hardest and most productive, of all field beans.

**White Kidney**—75 days. An excellent variety for succotash, and one of the best for winter use.  $\frac{1}{2}$  lb. 15c.; 1 lb. 25c.

**Dwarf Horticultural**—38 days. Pods are

of medium length, slightly curved, and when nearly developed are freely splashed with bright red or yellow skin. The green beans are of good size, tender, and of fine flavor. Any surplus beans not needed for use during the summer make excellent soup or baking beans for winter.  $\frac{1}{4}$  lb. 10c.;  $\frac{1}{2}$  lb. 20c.; 1 lb. 35c.

**BUSH LIMA BEANS**

**Dwarf Lima, Henderson's**—65 days. Height 1 foot, compact; leaves small, exceedingly dark green; very productive and early.

**Dwarf Lima, Burpee's**—65 days. This is a full-sized Lima borne in full-sized pods developed on plants of dwarf habit—an acquisition. Maturing for table ten

to twelve days earlier than Pole Lima. Vine not over 20 inches high.

**Fordhook Bush Lima**—60 days. Foliage dark green; bush dwarf, about 15 to 20 inches in height, according to soil, quite bushy, dark in color and stiffly erect.

Price of above:  $\frac{1}{4}$  lb. 15c.;  $\frac{1}{2}$  lb. 25c.; 1 lb. 45c.

**POLE OR RUNNING BEANS**

One Quart to 150 Hills

The planting of pole beans should be delayed a week or more after the planting of the early dwarf sorts. Make hills about 3 feet apart and 1 to 2 inches deep, and plant 5 or 6 seeds in each hill; thin to three plants in each hill when well established. Limas should not be planted until weather becomes warm.

**Golden Cluster Wax**—72 days. Pods a beautiful golden yellow, from 6 to 8 inches long, produced in clusters of four to six. Quality excellent.

**Old Homestead**—65 days—(Improved Kentucky Wonder). Excellent; very pro-

ductive. Pods a silvery green color, of large size and entirely stringless.

**Scarlet Runner**—85 days. Very ornamental, free climber, with bright scarlet flowers.

**Horticultural**—75 days. Used as a string Bean, a shell Bean, also for baking. Pods short, broad and streaked with bright red. Of best quality.

**Lazy Wife**—70 days. Pods long, stringless, and of rich, buttery flavor.

**Lima, King of the Garden**—90 days. Very large pods. Vigorous and productive.

Prices of the above varieties:  $\frac{1}{4}$  lb. 15c.;  $\frac{1}{2}$  lb. 25c.; 1 lb. 45c.



## BEET

One ounce will sow 50 feet of drill; five to six pounds an acre.

A deep, light, sandy loam that has been well enriched, is best adapted to growth of the Beet. Sow in drills 16 inches apart, and about 1 inch deep; thin the plants to about 3 inches apart.

Under a system of horse cultivation, drill in rows at 2½ feet apart and thin to 3 inches. If the culture is by hand, the rows may be drawn 18 inches apart. The seed may be drilled in the Spring when the Apple is in bloom.

**Crosby's Improved Egyptian—40 days.**

A carefully selected strain of Egyptian, very early, of handsome form, good size, small tops, and of extra quality, flesh deep blood red. It takes on its turnip shape and looks well even in the early stages of its growth which makes it one of the best for forcing. Our stock of this is the best.

**Early Eclipse—42 days.** The most popular extra early variety in cultivation. The flesh is fine grained, very sweet and tender, color dark red.

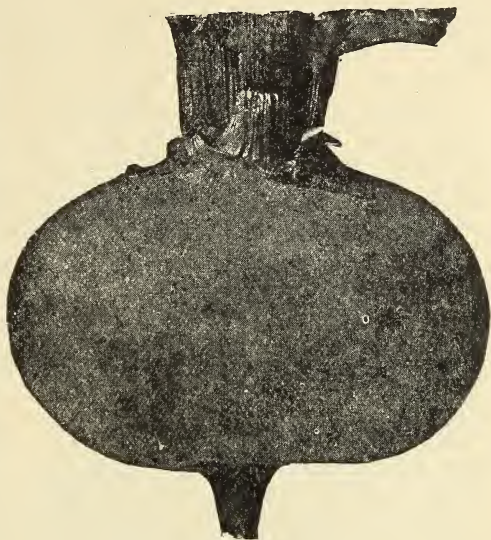
**Landroths' Best—45 days.** Five days earlier than Detroit, more ball-shaped—altogether a superior sort. Slimmer tap roots—more mouse-tailed. Root varying from half flat to round. Flesh solid, deep blood-red, of excellent quality, sugary. Skin smooth and free from side fibres. In the Landreths' Best we have what has long been looked for—a large, early, round root of bright red color.

**Detroit Dark Red—50 days.** The market gardener's beet. Has small tops, splendid shape, and very smooth, skin a dark red; flesh deep bright red.

Price of above varieties: Pkt. 5; 1 oz. 15; ¼ lb. 40c; 1 lb. \$1.40.

**Swiss Chard, or Silver Sea Kale Beet.**

The leaves are used as greens in same manner as Spinach and the stems and midribs are often cooked and served as Asparagus. Plants should be thinned to about one foot apart in the row. They continue growing until frost, furnishing



Beet—Crosby's Egyptian

a supply of the most delicious greens the entire season.

Pkt. 5c; ½ oz. 10c; oz. 15c; ¼ lb. 50c; lb. \$1.40.

### Mangles and Sugar Beets

#### FOR STOCK FEEDING

**Golden Tankard Mangle—90 days.** The best Mangle in cultivation on account of its richness in saccharine matter, and is highly prized by dairymen for its milk producing qualities. Flesh and skin a deep yellow.

**Mammoth Long Red Mangle—110 days.**

Of immense size and the best red mangle in cultivation. A great favorite with the farmer and dairymen. Blood red color, exceedingly nutritious.

**Lane's Imperial Sugar Beet—80 days.** An excellent American variety, and the best for stock feeding. Roots large, smooth and very sweet.

Price of the above three varieties:

Pkt. 5c; oz. 10c; lb. \$1.10.

## RUSSELL'S SPROUTS

One Ounce will produce about 3000 Plants.

A variety of the Cabbage family, possessing the peculiarity of bearing upon its stem or stalks from 50 to 100 buds resembling miniature Cabbage heads. The leaves composing these heads resemble Savoy Cabbage in their crumpled texture and also in their color. The heads or buds,

from 1 to 2 inches in diameter, form one of the most delicious garden vegetables, only equaled by the Cauliflower.

**Paris Improved—120 days.** A choice strain, each plant very productive of hundreds of buttons size of a pigeon's egg. Delicious in flavor and exceedingly tender. Delicious in flavor and exceedingly tender.

## CABBAGE

One ounce of seed produces about 2,000 plants. Four ounces will grow enough plants to set an acre.

Seed of early kinds should be started under glass; the late kinds outdoors, protected from late frosts. When the permanent bed is ready, the plants, which should have at that time about four to six leaves, should be transplanted to the garden; the small, early kinds about 18 inches apart; the larger varieties in rows three feet apart, two feet apart in the row. About four ounces of seed are required per acre.

### EARLY AND SUMMER VARIETIES

**Early Jersey Wakefield**—75 days. One of the most popular early pointed varieties; good grower.

**Early Spring**—75 days. The earliest flat-head Cabbage in cultivation; as early as Wakefield. The heads are uniform and very solid.

**Early Winnigstadt**—85 days. Pointed variety; both for early and late sowing.

**All-Head**—90 days.. Earliest of the large Cabbages; heads uniformly solid.

**Succession**—110 days. A second early sort with large heads.

Price of above varieties: Pkt. 5c;  $\frac{1}{2}$  oz. 20c; oz. 35c;  $\frac{1}{4}$  lb. \$1.30; lb. \$4.50.

**Copenhagen Market**—75 days. Large, round head, following the Charleston Wakefield. Being larger, it produces a greater tonnage to the acre, and is very profitable. Very uniform in the production of round heads of long-keeping qualities. Pkt. 10c;  $\frac{1}{2}$  oz. 30c; oz. 50c;  $\frac{1}{4}$  lb. \$2.00; lb. \$7.00.

**Enkhuizen Glory**—75 days. Short stemmed, half round, early, very attractive large white heads. In great demand, because a good sort. Pkt. 10c;  $\frac{1}{2}$  oz. 30c; oz. 50c;  $\frac{1}{4}$  lb. \$2.00; lb. \$7.00.

### MAIN CROP OR WINTER VARIETIES

**Danish Ballhead**—120 days. Round, hard and of fine quality. Most popular of the Winter varieties and to insure success must be planted earlier than many other late sorts. Pkt. 10c; oz. 50c;  $\frac{1}{4}$  lb. \$2.00; lb. \$7.00.

**Premium Flat Dutch**—120 days. Very popular, flat head variety, but like the above named, it must be planted in good season for the heads to fully mature.

**Surehead**—110 days. A popular strain of the favorite Flat Dutch type of Cabbage so largely grown for Winter use. The heads are large, round, flattened at the top, remarkably uniform, extra hard, firm.

**Improved American Drumhead Savoy**—110 days. Best of its class and palatable as a Cauliflower. Size large, heads solid, curly or crinkled leaved, stalks short, habit compact.

**Early Blood Red**—110 days. The earliest Red Cabbage of small size, only about 3 inches in diameter; perfectly round, very hard and of an intense blood-red coloring.

Price of above varieties: Pkt. 5c;  $\frac{1}{2}$  oz. 20c; oz. 35c;  $\frac{1}{4}$  lb. \$1.30; lb. \$4.50.

## PE-TSAI OR CHINESE CABBAGE

Chinese Cabbage should be sown in this latitude at the same time as Turnips, after the first of July.

Pkt. 5c.

$\frac{1}{2}$  oz. 20c.

oz. 30c.

$\frac{1}{4}$  lb. \$1.25.

lb. \$4.00.





## CARROTS

One ounce to 100 feet of drill; four pounds per acre

For early crop sow as soon as the ground can be worked; they may be sown as late as the middle of June. The drills should be one inch deep and one foot apart, thinning out to three or four inches between the plants. Carrots do best in a deeply tilled sand loam.

**Danver's Half Long Orange**—70 days.

A grand standard variety. The smooth, handsome roots are of medium length, tapering uniformly to a blunt point, flesh deep orange in color, sweet and tender. Very productive and suitable for field culture.

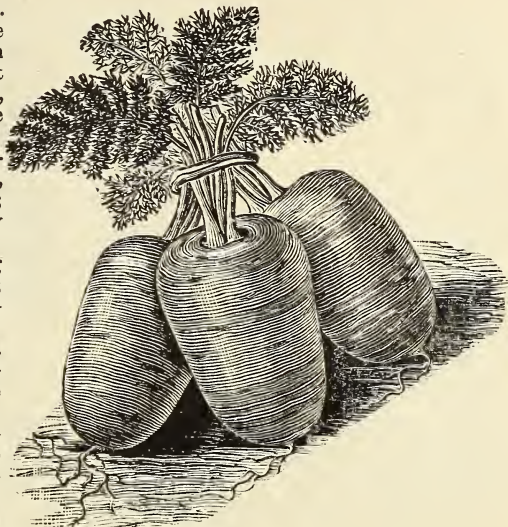
**Ox-Heart or Guerande**—70 days. Diameter of a pint measure, not so long, taper-shaped. Color orange-red; tender; flavor excellent. Not excelled by any sort.

**Belgian Carrots.** For stock feeding only. Roots grow to a large size; partly above ground. Very productive and splendid keepers.

**Chantenay Half-Long Scarlet**—65 days. Short, thick, stump-rooted. Yellow-red in color. Very productive. Choice variety. A good favorite.

**Long Orange**—75 days. Twelve to fourteen inches long. Does best on a deep soil, being much longer than the Danvers.

Price of above varieties: Pkt. 5c; ½ oz. 10c; oz. 15; ¼ lb. 40c; lb. \$1.40.



## CAULIFLOWER

One ounce will produce 3,000 plants

The Cauliflower, like the Cabbage, requires a deep, rich soil, and seldom succeeds well when grown on land long under cultivation. Sow the seed in the hotbed in March and transplant into the garden in May; set the plants in rows and cultivate the same as Cabbage. If the season is dry, water often, as Cauliflowers cannot be grown to perfection without plenty of moisture.

**Early Snowball**—90 days. A favorite variety, very sure to head. This strain has given excellent satisfaction during the

many years we have sold it, and we believe no better strain can be found. Pkt. 20c; ¼ oz. \$1.00; ½ oz. \$2.00; oz. \$3.50.

## CELERY

One ounce of seed produces about 3,000 plants

Sow when the Apple is in bloom, on a finely raked bed, in a moist place or convenient to water, which apply freely in dry weather. The seed should not be covered more than a tenth of an inch. When the plants are four inches, more or less, in height, transplant a portion into very shallow trenches formed in well-manured land, which planting repeat at intervals of two or three weeks for a succession, until the necessary quantity is set out.

**Paris Golden-Yellow or Golden Self-Blanching (French Seed)**—110 days. A solid golden variety, very showy and rich. Very easily blanched as it naturally takes on a very attractive golden color, which is intensified by earthing up. Unexcelled. Pkt. 10c; ½ oz. 75c; oz. \$1.25; ¼ lb. \$3.50.

**Easy Blanching**—110 days. Vigorous, plants medium size, brittle, tender stalks of an aromatic flavor, foliage very crumpled, requiring so little attention that the novice can be assured of a crop. Pkt. 10c; ¼ oz. 40c; ½ oz. 75c; oz. \$1.25;

**White Plume**—110 days. A very popular variety for the home garden, being very early, nearly self-blanching requiring no high banking up. By simple tying up the stalks and drawing up the soil with the hoe the work of blanching is complete. Pkt. 5c; oz. 25c.

**Giant Pascal**—140 days. This variety developed from the golden Self-Blanching; retains the beautiful colors; stalks very large, thick, solid and crisp. Pkt 5c; oz. 25c.

**CRESS**

This small salad is much used with Lettuce and other salad plants as it gives a warm pungent relish which makes a most agreeable addition.

**Fine Curled**—25 days. The best, very hard and of quick growth. Pkt. 5c; oz. 15c; ¼ lb. 50c.

**SWEET CORN**

One pound to 125 hills.

Plant in hills three feet apart each way, and five to six kernels in a hill. Hoe often and draw soil up to the stem. Make ground rich with well rotted manure. For succession planting should be made at intervals from May to July.

**Golden Bantam**—68 days. Dwarf, four and one-half feet high; early; so very hardy that it can be planted earlier in the Spring and in colder and damper soil than other varieties of Table Corn; exceedingly sweet, very productive, consequently a great favorite.

**Golden Sunset**—73 days. Similar to **Golden Bantam**, but produces longer ears and is about a week later.

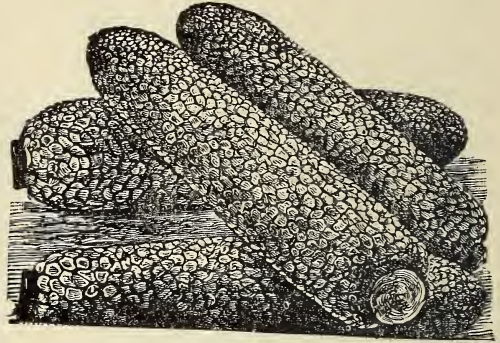
Price of above varieties: ¼ lb. 15c; ½ lb. 25c; lb. 35c.

**Howling Mob**—65 days. Three to five days later than early Corey, but the ears are much larger and sweeter. ¼ lb. 10c; ½ lb. 20c; lb. 30c.

**Extra Early Minnesota Sugar**—60 days. Among the Extra Early Sugar Corns.

**White Corey**—65 days. Stalks four to four and one-half feet high. A valuable sort.

**Kendal's Giant**—60 days. A large development of the White Corey type. Very



early for its size. An acquisition.

**Country Gentleman**—70 days. As a table corn this variety stands unrivaled.

**Stowell's Evergreen**—80 days—**Choice Stock**. The standard for quality and best known variety for late use.

**Early Evergreen**—75 days. Equal in quality and from 10 days to 2 weeks earlier than Stowell's Evergreen.

**Black Mexican**—75 days. Ears of a bluish black color when dry, but in a green state the color is not so prominent; an extremely sweet variety; ears eight-rowed.

Price of above varieties: ¼ lb. 10c; ½ lb. 20c; lb. 30c.

**CUCUMBERS**

One ounce will plant 50 hills; two pounds to an acre

Cucumbers succeed best in warm, rich, sandy loam. Plant when all danger of frost is past, in hills about four feet apart each way; the hills should be previously prepared by mixing thoroughly with the soil of each a shovelful of well-rotted manure; sow for pickling from the middle of June to the middle of July.

**Improved White Spine**—50 days. The best variety for table use or for market; retains its color a long time after being pickled; very productive.

**Improved Long Green**—65 days. A well known standard variety of the most excellent quality, and when young makes the best of pickles. Vines vigorous and very productive. Our strain of this grand sort is unsurpassed.

**West India Gherkin**. Used for pickling purposes; a small, oval-shape variety; has the appearance of a burr.

**Davis Perfect**—50 days. Highly recom-

mended; dark, rich green in color, crisp and tender.

**Boston Pickling**—60 days. The best pickling variety yet introduced; very productive.

**Japanese Climbing**—65 days. Fruit about 10 inches long; thick and of fine flavor. Skin dark green, flesh pure white; can be grown on trellises and fences.

**Snow's Prolific Pickle**—60 days. The "Snow's Prolific" has a reputation of being more productive than any of its class.

Price of above varieties: Pkt. 5c; ½ oz. 10c; oz. 15c; ¼ lb. 50c; lb. \$1.50.

**DANDELION**

This plant is of easy culture, and the improved strain, yields an enormous quantity of fine, large leaves of milder flavor than those gathered from wild plants.

**Improved Large Leaved**—50 days. The best, producing an abundance of large finely cut leaves of the best quality. Pkt. 10c.





## EGGPLANT

One ounce will produce 100 plants.

Sow in hotbeds very early in Spring, and transplant when 2 inches high into a second bed or into small pots. If that is not done, thin to 4 inches apart. Do not plant out till the weather becomes perfectly set-

tled and warm.

**New York Improved**—140 days. A leading market variety; fruit large, oval, very productive. Pkt. 10c; ½ oz. 40c; oz. 70c; ¼ lb. \$2.00.

## ENDIVE

One ounce will sow 150 feet of drill.

Sow in the Spring as soon as the earth is free from frost, and repeat to within sixty days of Autumn frost. Drill in rows of 2 feet and thin the plants to 8 inches apart. Tie up the loose leaves or cover with pots to blanch for Salad.

**Moss Curled**—45 days. Green, cut-leaved

and extra curled. Used for decoration.

**Escarolle Batavian or Broad Leaved**—45 days. Foliage broad and flat. Choice Salad. Stands dry weather better than other sorts of Endive.

Pkt. 5c; ½ oz. 10c; oz. 20c; ¼ lb. 70c.

## KOHL-RABI

One ounce will sow 200 feet of drill.

This vegetable, the popularity of which is rapidly increasing, combines the virtues of the Turnip and Cabbage, but excels both in nutritive, hardy and productive qualities. The seed may be sown in June in rows 18 inches apart, and the plants

thinned out to 8 or 10 inches.

**Purple Vienna**—60 days. Similar to the following, except in color.

**White Vienna**—60 days. The earliest and best table or market variety.

Pkt. 10c; ½ oz. 25c; oz. 40c; ¼ lb. \$125.

## KALE

One ounce will sow about 200 feet of drill.

For Fall use sow early in May, in a prepared bed, and transplant in June, setting the plants and cultivating in the same manner as for Cabbage. A strong soil, well manured, is required. There are many varieties and all are good—more delicate than Cabbage, when boiled, the quality being improved after a light frost. They should receive more general attention.

**Dwarf Green-curled Scotch**—55 days. Very dwarf, numerous leaves which are long, deep green in color and very much curled. An excellent variety for Spring sowing.

Pkt 10c; ½ oz. 15c; oz. 25c; ¼ lb. 90c; lb. \$3.50.

## LEEK

The leek is prized for soups, and is thought for this purposes to be superior to onions. Sow early in Spring in a seed-bed and transplant when about 6 inches

high, in rich soil 5 inches apart.

**Large London Flag**—90 days. The oldest and best variety known. Pkt. 5c; ½ oz. 20c; oz. 30c; ¼ lb. \$1.00.



## LETTUCE

An ounce will sow 200 feet in drills, or produce 3,000 plants.

Lettuce is a plant of most simple culture when grown in the open air. It requires rich soil, plenty of well-rotted manure, and abundant moisture. With these conditions its growth is vigorous and rapid, and, to be crisp and tender, it should be grown quickly. Seed may be sown in a frame in February and March, not much bottom heat being required. The plants may be set out as early as the ground can be worked, as light frosts will not injure them. Set in rows about 18 inches apart, having 8 or 10 inches space between plants. For successive crops, sow every two weeks up to August.

**Improved Hanson—45 days.** The standard for summer, none more reliable for late sowing. Heads grow to a remarkable size, slow to run to seed, often failing to form a seed stalk. The outer leaves

are a bright green, while the inner leaves are white, as though blanched, tender and crisp, entirely free from bitter taste.

**Prize Head or Satisfaction—50 days.** A cutting variety of curly leaves, having bronze edges and general bronze effect.

**Black Seeded Simpson—40 days.** An improved variety of the ordinary Curled Simpson.

**Henderson's New York—55 days.** Large and solid heads; tender, and of excellent flavor.

**Big Boston—45 days.** Similar to Boston Market; heads twice as large.

**Paris White Cos—55 days.** An upright variety, with long narrow leaves; requires tying up to blanch.

Price of above varieties: Pkt. 5c;  $\frac{1}{2}$  oz. 10c; oz. 15c;  $\frac{1}{4}$  lb. 50c; lb. \$1.65.

## MUSTARD

One ounce will sow 40 feet of drill.

Cultivated to use as greens; often used mixed with Cress. Sow in any ordinary soil in rows a foot apart, using plenty of seed. Successive sowings may be made from April to July; or, at any time during cold weather, it can be easily grown in frames.

**White, or Yellow—40 days.** Used largely for salads. The seed is used to mix with pickles, in preserving cider, etc.

**Bloomsdale Large-Leaved—35 days.** So named by reason of producing, when fully grown, immense leaves which are as long and as broad as the largest Tobacco. These same leaves, when size of a man's hand, are very tender and admirable as a salad. The leaves, when twice the size, we recommend for boiling as Spinach.

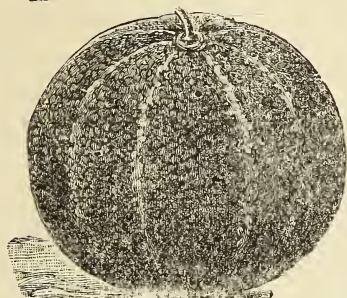
Price of above varieties: Pkt. 5c; oz. 15c;  $\frac{1}{4}$  lb. 50c.



**MUSKMELON**

One ounce to 80 hills; 2 to 3 pounds per acre.

Prepare hills four to five feet apart each way; mix well with the soil in each hill a couple of shovelfuls of thoroughly rotted manure. When the weather has become warm plant from 12 to 15 seeds in each hill; afterwards thin out, leaving four good plants.

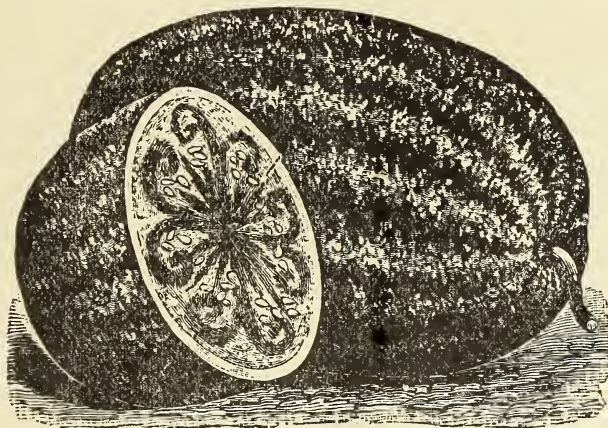


**Emerald Gem**—80 days. Early. Small, flesh deep orange; very sweet. The best and most popular sort for this section.

**Surprise**—80 days. Very productive of medium-sized fruit, nearly round, sometimes a little flat. Color of skin light creamy green, flesh yellow, little netting. Very sweet and fine flavor.

**Osage, or Improved Miller's Cream**—75 days. Fruit medium-sized, oval, slightly ribbed, dark green in color, covered more or less with shallow netting. The flesh is deep salmon color and very thick.

Price of above varieties: Pkt. 5c; ½ oz. 10c; oz. 15c; ¼ lb. 50c. lb. \$1.50

**WATERMELON**

One ounce will plant about 30 hills; four pounds will plant an acre.

**Citron, for Preserving**—100 days. Is used for preserves only; is very hardy and productive.

**Kleckley Sweet**—80 days. Fruit oblong and of about 20 inches in length. Rind thin. Early to ripen, flesh scarlet, sugary and crisp. Seeds white. This

Price of above varieties: Pkt. 5c; oz. 15c; ¼ lb. 45c; lb. \$1.25.

Melon is not so well adapted for shipping as for home consumption, being tender, but of excellent flavor and texture.

**Cole's Early**—70 days. Very hard, and sure cropper; flesh dark red, sweet and juicy. The fruit is nearly round, rind thin; color green striped with lighter shade. Very few seeds.

**ORKA**

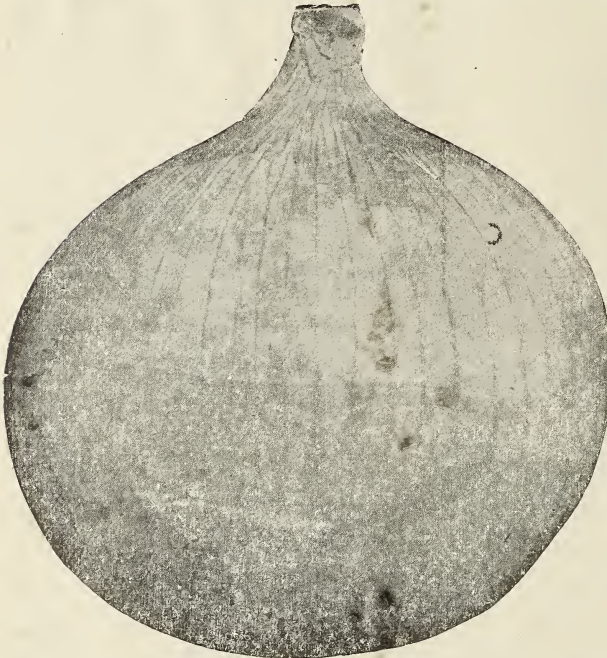
One of the most wholesome vegetables of the South. The pods, when young, make a fine soup of themselves, or with other vegetables, and when pickled are a fine salad.

**White Velvet**—60 days. Of tall growth, with long, slender pods, which are perfectly round, smooth, velvety white, and of superior quality. Pkt. 5c; oz. 15c; ¼ lb. 50c.

## ONIONS

One ounce will sow 100 feet of drill; 6 lbs. per acre.

A rather strong, deep, rich, loamy soil is considered most suitable for onion culture. Prepare ground the previous Autumn by plowing or spading deeply and applying a heavy coat of well-rotted barnyard manure. Sow seed early in Spring in shallow drills one foot apart, covering with fine soil, and press down by the use of a light roller or the back of a spade. Thin plants to 4 inches and keep free from weeds.



**Yellow Globe Danvers**—115 days. The standard variety for winter use, producing large crops of globe-shaped bulbs, two inches and more in diameter. Skin a light golden brown or pale yellow; flesh pure white, crisp, and mild in flavor. Our strain is unsurpassed by none; is a sure cropper and immensely productive.

**Large Red Wethersfield**—120 days. More flat in shape, and larger than Early Red Globe; later and keeps well.

**Prizetaker**—95 days. A globe-shaped variety of delicate straw color, growing to a very large size. It ripens up hard and firm, the flesh being pure white, fine grained and mild, delicate flavor.

Price of above varieties: Pkt. 5c; ½ oz. 15c; oz. 25c; ¼ lb. 90c; lb. \$3.00.

**Southport White Globe**—120 days. Quality similar to the White Portugal, but globe shape, and rather larger, also later.

**White Portugal, or Silver Skin**—95 days.

Very early; rather flat in shape; mild flavored, does not keep so well as the yellow and red varieties.

**Mammoth Silver King**—85 days. Of attractive shape, with silvery white skin and flesh of a most agreeable mild flavor.

It matures quite early and frequently measures 20 inches in circumference.

Price of above varieties: Pkt. 5c; oz. 30c; ¼ lb. \$1.10; lb. \$4.00.

### ONION SETS

Yellow Bottom Sets, White Bottom Sets. Qt. 25c.

## PARSNIPS

One ounce will sow 200 feet of drill; 5 to 6 pounds for an acre.

While highly appreciated for the table, the great value of the Parsnip for stock feeding is but little known. The roots are very rich in saccharine food, adding to the richness of the milk when freshly dug and fed.

**Large Sugar or Hollow Crown**—85 days.

The old standard, and one of the best for general farm use and for home or market purposes. Long, smooth, tender, and sugary; very hardy; will keep throughout the winter with very little protection. Pkt. 5c; ½ oz. 10c; oz. 15c; ¼ lb. 45c; lb. \$1.40.

## PARSLEY

One ounce will sow 150 feet of drill.

Parsley succeeds best in rich, mellow soil, and as the seed germinates slowly—sometimes remaining in the earth four or five weeks before the plants appear—the sowing should be made as early in Spring as the ground is in working condition. Can also be sown in hotbed in February. When the plants are 2 or 3 inches high, thin them out to 8 or 10 inches apart. The


leaves of the curled varieties are used for garnishing, also for flavoring soups and stews.

**Moss Curled**—70 days. One of the finest varieties for garnishing, on account of its mossy appearance and its bright color.

**Double Curled**—70 days. Dwarf, finely curled; excellent for table and edgings. Pkt. 5c; ½ oz. 10c; ¼ lb. 50c; lb. \$1.50.



## PEAS



One pound will sow 50 feet of drill;  
two or three bushels in drills  
for an acre.

Peas are among the first seeds that may be sown at close of Winter, frequently being planted before sharp frosts are fully over. The drilling of Peas may be safely commenced when the Peach is in bloom or as soon as the land can be plowed, and continued at intervals up to within sixty days of frost for the early kinds, or seventy days for the intermediate varieties, or eighty days for the later sorts. Late-sown Peas are never as productive as those sown in the Spring, and often are found to be subject to mildew.

## EXTRA-EARLY VARIETIES

**Alaska—49 days.** (Earliest of All, or Clipper.) A superior blue-seed-  
ed variety; very early, productive  
and of excellent quality. Extens-  
sively grown for early market.

**Premium Gem—54 days.** Pods long  
and of a dark green color; very  
prolific, and one of the earliest.  
Quality good. Vine about 18  
inches.

**Gradus (Prosperity)—52 days.** An extra  
early wrinkled Pea, of superior quality,  
only two or three days later than Alaska.  
Pods uniformly large, from 4 to 4½  
inches long and well filled.

**Nott's Excelsior—52 days.** An early  
wrinkled Pea of great value, growing a  
little larger and more vigorous than  
American Wonder, with larger pods and  
more of them.

**Sutton's Excelsior—54 days.** An early  
dwarf, wrinkled Pea, with larger pods  
than any of its class. Peas large, tender  
and of a delicious quality.

**Thomas Laxon—53 days.** Only a day or  
two later than Earliest of All, with pods  
nearly double in size. A wrinkled mar-  
row equally valuable for family use and  
market gardeners.

Price of above varieties: ¼ lb. 15c; ½  
lb. 25c; lb. 50c.

## SECOND-EARLY AND LATER VARIETIES

**Everbearing, Bliss—60 days.** This variety  
has proved a favorite for general use;  
branches considerably if not too thickly  
planted; large, well-filled pods.

**McLean's Advancer—60 days.** A favorite  
green wrinkled marrow; vine 2 feet.  
Pods well filled; best quality. Largely  
used by market gardeners and canners.

**Black-eyed Marrow—75 days.** Used for a

late crop; an old and popular Pea.

**Champion of England—70 days.** One of  
the best known of the older varieties;  
quality unsurpassed.

**Telephone—68 days.** A strong grower,  
and about 4 feet high. Bears remark-  
ably long pods.

Price of above varieties: ¼ lb. 15c; ½  
lb. 25c; lb. 50c.

**PEPPER**

One ounce will produce about 1,500 plants.

Sow in March or April in a hotbed, and transplant into open ground late in May, or early in June, when the weather has become well settled, as the plants are quite tender. Set in rows about 2 feet apart, and 15 inches apart in the row. A warm, sand loam is the best suited to their growth.

**Large Bell, or Bull Nose**—130 days.

Good for Mangoes; early sweet, and less pungent than many; one of the best.

**Neapolitan Large Early**—120 days. The earliest of the large, Sweet Peppers. Thick meated and productive.

**Cherry Red**—120 days. A small, round variety; intensely piquant; a rich, glossy red when ripe.

**Ruby King**—130 days. Long, about 5 inches; very thick; fine, mild flavor.

**Chinest Giant**—140 days. Very large, flesh mild and thick.

**Long Red Cayenne**—110 days. A long, slim pod, rather pointed, and when ripe of a bright red color; exertively strong and pungent.

Price of above: Pkt. 10c; ½ oz. 35c; oz. 65c; ¼ lb. \$2.00.

**PUMPKIN**

One ounce will plant 20 hills. One pound 250 hills.

Sow in good soil in May, when the ground has become warm, in hills 8 or 10 feet apart each way; or in fields of Corn, about every fourth hill.

**Connecticut Field**—65 days. A large yellow variety, productive, and grown for feeding stock. Pkt. 5c; oz. 10c; ¼ lb. 25c; lb. 75c.

**Mammoth**—110 days. A productive variety, which grows to an immense size.

**Sugar**—65 days. A fine-grained, sweet Pumpkin; very prolific, and a fine table variety.

Price of above two varieties: Pkt. 5c; ½ lb. 10c; oz. 20c; ¼ lb. 65c.

**RADISH**

One ounce will sow 100 feet of drill.

For every early used seeds can be sown in frames in February, making successive sowings every two or three weeks. Sow also in the open ground the last of April in light, rich, sandy soil, selecting a warm or sheltered location. Later sowings can be made at intervals during the Summer in a moist location where they can grow quickly. Sow broadcast or in drills. Seeds of Winter Radishes should be sown during Midsummer, and the Radishes can be kept during Winter if covered with sand and placed in a cool cellar.

**Philadelphia White Box**—30 days. Superior to any other White Turnip radish.

**Long White Icicle**—24 days. Similar to but not so long as the White Vienna; a superior sort, more symmetrical, more waxy, more crisp. Best long white in cultivation.

**Long Scarlet Short Top**—35 days. A very quick growing variety, and the favorite with market gardeners everywhere.

**Early Scarlet Globe**—20 days. The leading sort for forcing. Its color is very handsome; flesh is crisp, tender and mild.

**Early Scarlet Turnip**—20 days. The standard for early and one of the best for home use.

**Scarlet Turnip White Tip or Rosy Gem**—18 days. Handsome bright scarlet, white tip; flesh very mild and crisp.

**French Breakfast**—22 days. A variety of quick growth; very mild and tender.

Price of above: Pkt. 5c; ½ oz. 15c; ¼ lb. \$1.35.

**WINTER SORTS**

**Chinese Rose**—55 days. One of the best for Fall and Winter use.

**Round Black**—50 days. A large black-skinned Radish, much relished for Winter.

**Long Black Spanish**—70 days. Same as above except in shape.

Price of above varieties: Pkt. 5c; ½ oz. 10c; oz. 15c; ¼ lb. 50c; lb. \$1.35.



**RHUBARB****PIE OR WINE PLANT**

One ounce gives about 500 plants

Sow seed in a rich mellow soil early in Spring and the following Spring transplant, allowing each plant at least three feet.

**VICTORIA.** Very large; juicy, and the best known. Pkt. 5c; ½ oz. 10c; oz. 20c.

**SALSIFY****OR VEGETABLE OYSTER**

One ounce will sow 50 feet of drill.

A very delicate and nutritious vegetable, especially esteemed for its peculiar oyster flavor. Sow the seed early in Spring, in drills 12 inches apart and 1 inch deep, thinning out the young plants to 6 inches. The roots will be ready for use in October, when a supply should be taken up and stored like Carrots. Those remaining will suffer no injury by being left in the ground till Spring.

**MAMMOTH SANDWICH ISLAND**—90 days. Roots much larger than the ordinary, and of better flavor. Pkt. 5c; ½ oz. 20c; oz. 35c; ¼ lb. \$1.00.

**SQUASH**

One ounce of the early bush varieties for 40 hills, or of the late large-seeded kinds 20 hills, three to four pounds for an acre.

Squashes being very tender and sensitive to cold should not be planted until the weather becomes warm and settled. Plant in well-manured hills, in the same manner as Cucumbers and Melons, the bush varieties 3 or 4 feet apart each way, and the running kinds from 6 to 8 feet apart. Sow 8 or 10 seeds to a hill, thinning out, after they have attained their rough leaves, and danger from bugs is past, leaving two or three of the strongest plants in each hill.

**Giant Summer Crookneck**—45 days. The best of the early Summer Squashes.

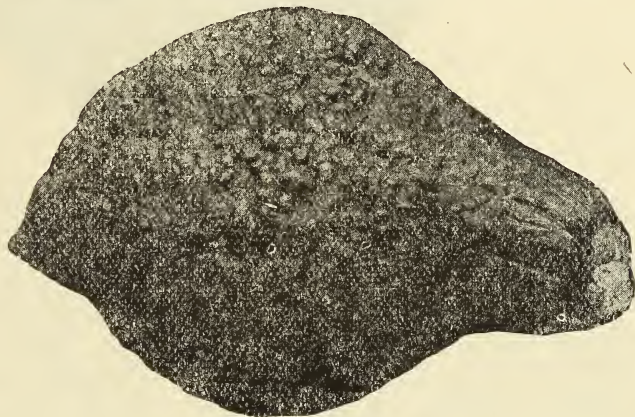
Very early and productive. A bright yellow, warty, and of excellent quality.

**White Bush Scallop**—40 days. A well-known Summer variety, grown extensively for shipping.

**Yellow Scallop or Golden Custard**—40 days. Very early and desirable. Flesh pale yellow and fine flavored.

Price of above varieties: Pkt. 5c; ½ oz. 10c; oz. 20c; ¼ lb. 50c; lb. \$1.50.

**True Hubbard**—65 days. The standard Winter Squash, and is more generally cultivated than any other variety. Flesh



Squash—Hubbard

dark yellow, fine-grained, dry and sweet. It has very hard shell, is productive and will keep all Winter.

**Golden Hubbard**—65 days. A sport from the old standard of excellence, the Hubbard, and is a perfect type of its parent except in color which is a bright orange yellow.

**Mammoth Whale**—70 days. Largest of all. The Squashes grow from two to three feet in length, skin a dark olive green with slight stripes of a lighter tinge.

Price of above varieties: Pkt. 5c; ½ oz. 10c; oz. 15c; ¼ lb. 50c; lb. \$1.75.

**SPINACH**

One ounce will sow 50 feet of drill. Twenty pounds will sow an acre.

Spinach may be grown on ordinary soil. A liberal dressing of good manure should be used. The land can hardly be made too rich.

**New Zealand (Tetragonia expansa)**—55 days. A plant of a different genus, but of similar character and used as Spinach. Pkt. 5c; ½ oz. 10c; oz. 15c; ¼ lb. 50c; lb. \$1.75.

**New Victoria**—45 days. A new and valuable sort.

**Round Thick Leaved**—42 days. Produces large, thick, dark-green leaves.

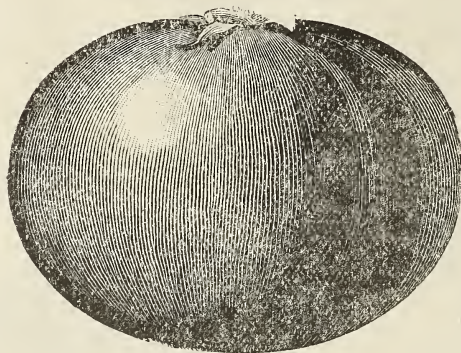
**Long Standing**—50 days. Leaves large, fleshy, somewhat crimped. A fine market sort.

Price of above varieties: Pkt. 5c; oz. 15c; ¼ lb. 30c; lb. 90c.

## TOMATOES

One ounce will produce about 2,000 plants.

The seed should be sown in a hot bed about the first week in March, in drills five inches apart and half an inch deep. When the plants are about two inches high, set out in boxes, three inches deep, four inches apart, in another hotbed, or pot singly. If transplanted a second time will be stocky and branching. When the weather has become mild, transplant into warm, light, rich soil, four feet apart.



**John Bear**—95 days. Few days later than Earliana. More uniform, attractive and productive. The most profitable extra-early variety.

**Bonny Best**—90 days. Almost as early as John Baer. Smooth, uniform fruit, bearing well until frost.

**Earliana**—90 days. The earliest large red. A favorite among market gardeners.

**Livingston's Beauty**—100 days. Color, glossy crimson; smooth, firm and solid.

**Dwarf Champion**—100 days. A distinct variety; robust, short jointed; fruit

early, medium size, crimson color.

**Ponderosa**—110 days. Very large and smooth; color, dark rich red.

**Grape, Cherry or Current**—95 days. Fruit red and borne in clusters like grapes; very desirable for pickles. Fruit no longer than a small cherry.

**Golden Trophy or Golden Queen**—100 days. A bright yellow type of Trophy; large, early, solid and far better flavored than any of the red varieties.

Price of above varieties: Pkt. 10c;  $\frac{1}{2}$  oz. 30c; oz. 50c.

## TOBACCO

One ounce will produce plants for one acre.

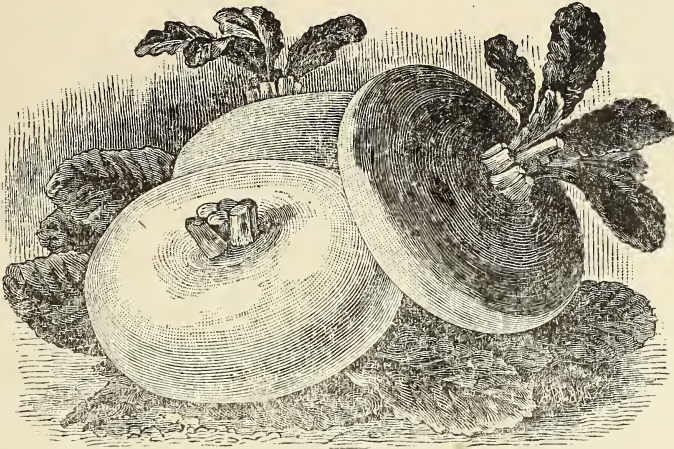
Sow broadcast in hot beds or open ground soon as ground can be worked. Keep free from weeds and water freely in dry weather. Set out about June 1st three feet apart on highly manured ground.

**Connecticut Seed Leaf.** A hardy variety adapted to growing in northern states. Pkt. 10c; oz. 30c.

**Havana.** The leaf is very thin and fine texture. Pkt. 10c; oz. 40c.







## TURNIPS

One ounce will sow 150 feet of drill; 1 lb. per acre in drills; 2 to 3 lbs. broadcast.

For Summer use, sow early in Spring in drills and thin out to eight inches. For Fall and Winter, sow from July to September. Rutabagas should be sown in June or early in July, in drills eighteen inches apart; thin out when large enough six to nine inches apart in drill.

**Early White Snowball—50 days.** A perfect globe shaped, white skinned Turnip, of medium size and excellent flavor. For early sowing this is one of the best, being crisp and tender, and maturing in six weeks from the time of sowing. A good keeper. Fine for family or market.

**White Egg—50 days.** A very excellent variety. Nearly oval or egg-shaped. Flesh firm and fine grained, and of snowy whiteness. Its flavor is of the very best. Particularly desirable for table. Can be sown as late as the middle of August.

**Long White Cow Horn—80 days.** A quick-growing sort, half long in shape, fine grained, sweet, good quality. Roots grow partly above ground. Very productive.

**Purple Top White Globe—65 days.** An improved variety of the purple flat Turnip; globular in shape of fine appearance, a good keeper, of excellent quality.

**Purple Top Strap Leaved—60 days.** Roundish medium size, purple above ground, white below. The most popular variety for early use, either for table or stock. Pkt. 5c; ½ oz. 10c; oz. 15c; ¼ lb. 40c; lb. \$1.25.

## RUTA BAGA VARIETIES

The Ruta Baga varieties should be sown a month earlier than Turnips, as they require longer to mature.

**Improved American, or Purple Top—80 days.** Very hardy and productive; flesh yellow, sweet, and solid; good for stock or table use.

**White Russian, or large White—85 days.** Grows very large; excellent for table or stock; flesh firm, white and solid; has a very rich and sweet flavor. Best keeper of any.

Price of above varieties: Pkt. 5c; ½ oz. 10c; oz. 15c; ¼ lb. 40c; lb. \$1.25.

## READ

The last named Turnip brings us to the end of the list of Table Vegetables in ordinary use, but as is always the case "there are others," and if there are some varieties of seeds which you want not named in this list of sorts of vegetables, from Artichoke to Turnip, just ask for what you want, and we will either send them out of stock on hand or get them if they are in the woods.



## Miscellaneous Farm Seeds



We make a specialty of the best grades, free from weeds and impurities, and of good germination. We believe, in the long run, the best proves to be the cheapest, and for this reason we handle extra fancy stocks only, leaving cheap, undesirable grades out entirely.

**Timothy, Clover and Farm Seed subject to market changes. Quotations and samples sent on application.**

**TIMOTHY (Phleum pratense).** The most valuable of all the grasses for hay, especially in the north. Thrives best on moist loamy soils of medium tenacity. It should be cut just when the blossom falls. Sow early in the Spring or Fall.

**RED TOP.** In Pennsylvania and states farther south this is known as **Herd's Grass**, a name applied in New England and New York to Timothy. It is a good, permanent grass, standing our climate well, and makes good pasture when fed close.

**ORCHARD GRASS.** Desirable on account of its quick growth and valuable aftermath. It is ready for grazing in Spring two weeks sooner than most grasses and when fed off is again ready for grazing in a week.

**KENTUCKY BLUE GRASS.** Also called June grass. Best of all the native grasses for pasture. Blooms in June. A true perennial, and when it becomes fully established will last for years.

### BUCKWHEAT

**SILVER HULL.** The best for flouring purposes. Kernels smaller than Japanese, silvery gray in color. Fine stock.

### MILLET

**GOLDEN MILLET.** Medium early forage plant, very prolific. Sow 38 pounds per acre. Bushel, 40 pounds.

**JAPANESE BARNYARD MILLET.** Enormously productive, yielding from four to six tons of cured forage per acre, on rich soils. Six to eight feet in height. Sow in May.

### RAPE, Dwarf Essex, English

Extremely valuable for furnishing a quick growth of forage. A vigorous strong growing turnip-like plant. Especially grown for feeding sheep, but cattle, pigs, and milch cows do very well upon it. For sheep pasture, sow in May, and it will be ready for pasturing in July and August; or sown in June, or even up to the latter part of July, it will furnish

a large amount of pasture or fodder. In drills, sow five pounds to the acre; broadcast, ten pounds to the acre.

### CLOVERS

**RED MEDIUM.** This is the common Red Clover so largely grown. We shall be pleased to quote prices at any time.

**MAMMOTH OR PEA-VINE.** This grows much taller than Red Medium, with larger leafier stalks, and large slightly pointed leaflets.

**ALSIKE.** This perennial is the most hardy of all clovers. On rich, moist, soil it yields an enormous quantity of hay or pasturage, but its greatest value is for sowing with other clovers and grasses, as it forms a thick bottom and greatly increases the yield of hay; cattle prefer it to any other forage.

**ALFALFA.** This is by far the most important of all the forage plants, as when once established it affords for many years the heaviest yield of hay of any plant grown.

**WHITE DUTCH.** A small, creeping perennial variety valuable for pasturage and for lawns.

**CRIMSON OR SCARLET CLOVER.** A well-known and favorite winter cover crop and soil enricher, affording excellent early forage.

### CANADIAN FIELD PEAS

Every year there is more inquiry for Field Peas. They stand in the front rank as a fodder, especially for hogs. They can be fed green or dry. They will grow on land that will not produce clover.

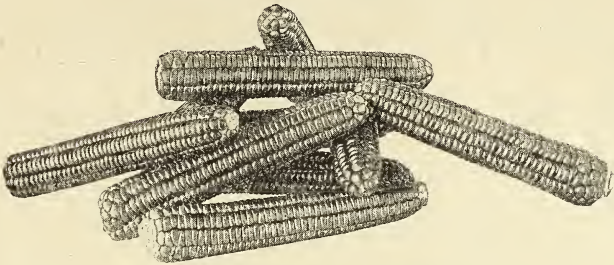
### SOY OR SOJA BEANS

**Mammoth Yellow.** Valuable as forage or fertilizer. Thrives well in hot and dry weather. Sow broadcast  $\frac{1}{2}$  bushel to the acre, or in drills 3 feet apart and 1 foot between plants.

**Medium Early Green.** Similar in purpose to Mammoth Yellow, but a few days earlier.



# CORN IS KING



## PLANT GOOD SEED!

One grain of corn will produce more corn than a similar quantity of any other cereal will produce of its kind.

All of our seed corn is true to strain, of high germination qualities, grown for seed purposes. It is thoroughly milled and screened, and in keeping with our established rule to furnish first-class stock only.

## Pedigreed Seed Corn

What is it? Corn that has been bred for many generations by careful selection of the best ears, of a definite form, to contain the largest amount of grain and the smallest cob, the greatest number of ears to a stalk and the largest growth of leafage.

### GUARANTEED LONG ISLAND GROWN LUCE'S FAVORITE

One of the new varieties which has been developed in the last few years and is proving highly satisfactory. This Corn is recommended by nearly all of the Farm Bureau experts and seems to have the combined qualities for which the feeders in milk producing sections have long been looking for.

It will grow about twelve feet high, many times producing two large ears on a stalk.

**GIANT PROLIFIC.** This variety, owing to its great vitality is splendidly adapted to poor or thin soil, but like any other variety will produce best results on strong land where the stalks grow from 14 to 16 feet high with large, well developed ears. We introduced this variety three years ago, and we have hundreds of customers that are satisfied with the results. The seed of this variety is eastern grown and is undoubtedly the best ensilage corn on the market.

**IMPROVED LEAMING.** One of the old standard varieties and can always be depended upon to produce a fair crop of ensilage.

# FLOWER SEEDS

There is no place so small that there is no room for flowering plants. New places can quickly be greatly softened and beautified by the judicious planting of annuals, and old ones can be improved by the introduction of new features. And while the home is being made attractive, its real value is being steadily increased by this work of love bestowed upon it.

## AGERATUM

Used largely for bedding and borders. It is exceedingly attractive when mingled with alyssum, candytuft or similar plants.

**LITTLE DORRIT.** Azure blue. Pkt. 10c.

## ALYSSUM

For borders, edgings, baskets, pots, rock-work or for cutting should be used liberally. In borders sow thickly, so as to form masses. Sow very early in the Spring. Cut back after the first flowers fade and others will continue.

**Carpet of Snow.** Pure white. Pkt. 10c.

## ANTIRRHINUM—Snapdragon

Half hardy, perennial treated as an annual. One of the finest flowers for cutting; spikes long, gorgeously colored. Seed sown in February or March will bloom from July until frost. May also be sown in open ground in April for blooming in August.

**Majus Grandiflora.** Tall growing. Pkt. 10c.

## GIANT COMET

### OR OSTRICH PLUME ASTERS

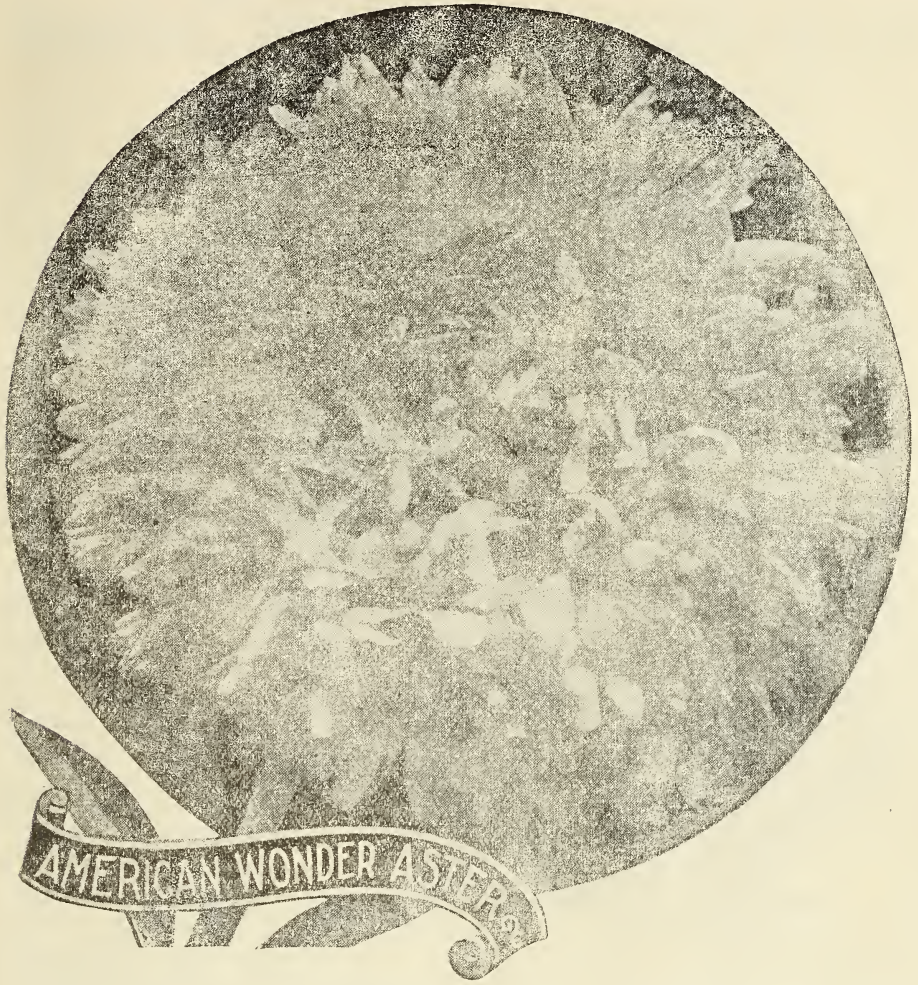
It would seem as if the highest possible perfection had been attained in these truly grand Asters. They win enthusiastic admiration from all who see them. The flowers are of immense size, often 6 in. across, composed of long, wavy, twisted petals, gracefully formed into loose, yet densely double, half-globes, resembling some of the finer Japanese Chrysanthemums. These giant varieties differ from the older, well-known Comet Asters, not only in bearing much larger flowers, but the petals are longer and broader. The plants are of luxuriant growth, attaining a height of 14 inches, each plant bearing from 20 to 30 of these magnificent flowers on long stems which give them an added value for cutting for vases.

- Giant Comet, Finest Mixed.....10c.
- Giant White .....10c.
- Giant Rose-Pink .....10c.



**OSTRICH PLUME**





We introduce to our customers as one of the latest and highest achievements in China Asters, a superior race in every way. The plants are of very healthy, robust, branching growth, about two feet high, producing, on long stems, massive, peony-formed flowers of perfect form and faultless outline, and exceedingly double to the very centre. The flowers are the most beautiful formed of all large Asters.

White,, Pink, Lavender, Special Mixture, Pkt. 10c.

**SEMPLÉ'S LATE FLOWERING BRANCHING ASTERS**

Superior to any other class of late flowering.

Branching Aster, lengthening the Aster season till frost. The flowers are very large, 4 inches across, are very double of purest colors and are borne on long stems. They begin blooming about the first of

September. Plants are strong growers, 18 inches to two feet high.

- Semple's Mixed Colors.....10c
- “ White .....10c
- “ Lavender .....10c
- “ Shell Pink .....10c



# Giant Improved Double Balsam



GIANT IMPROVED DOUBLE BALSAM

## Calendula—"Scotch Marigold"

Free-flowering plants of easiest culture, succeeding everywhere and flowering continuously. The improved varieties are extremely showy, having double flowers of large size and intense glowing colors. Seed may be started indoors early in pots or sown in shallow drills in the flower-bed early in Spring when the trees are starting out in leaf.

Mixed colors. Pkt. 10c.

## CALLIOPSIS

Half-hardy annuals of quick growth and bearing a profusion of bright-colored flowers. If flowers are cut with a part of the

The garden Balsam, or Lady's Slipper, is one of the most beautiful and most popular of our tender annuals. It is a native of India, and likes a bright sun and warm weather. The seed should be sown in the house, the hotbed, coldframe, or in a warm, sheltered spot in light soil in the garden, after the ground has become warm. The seeds germinate quickly, and young plants make a rapid growth. When they are an inch or two high, transplant the seedlings four or five in. apart, so that they may have light and air on all sides, and by the time they are about four inches high transplant to their permanent place. Set the plants at least a foot apart, in well enriched soil. Two feet high.

Giant Improved. Double Mixed. Pkt. 10c.

foliage they make a very attractive table decoration. Sow the seed thinly where the plants are to bloom, as early in the Spring as the soil can be dug in a fine, loose condition.

Mixed colors. Pkt. 10c.

## BELLIS

(DOUBLE DAISY)

Daisies are easily raised from Spring-sown seed and come into bloom in a very short time. Among the most charming Spring flowers, they are indispensable for cool shady places. With protection they will stand the Winter.

DOUBLE QUILLED, Mixed. Red and white. Pkt. 10c.



## CANDYTUFT

The Candytuft is amongst the most highly prized of garden flowers. Should be sown in masses. Sow seeds where plants are to bloom, in rows six to eight inches apart, and thin out plants to about six inches apart. The soil should be rich; keep the plants well watered; cut away some of the branches to increase size of flowers.

**NEW EMPRESS** or **GIANT WHITE HYACINTHE-FLOWERED.** One of the finest varieties of recent introduction. The plant is of a very branching habit, and assumes, when fully grown and covered with its large trusses of pure white flowers, a very handsome candelabrum-like aspect. 10c.  
Mixed colors. Pkt. 10c.



NEW EMPRESS CANDYTUFT

## Campanula

(Cantebury Bells)

This old-fashioned flower is a favorite with all. Stately and showy, and of the easiest growth. Hardy biennials.

**Prize Mixture.** An elegant mixture of all the finest classes and colors of single and double and "Cup and Saucer" varieties. Pkt. 10c.

## Centaurea Cyanus

**Bachelor's Button, Corn Flower, Ragged Sailor, etc.**

One of our best known hardy annuals. Blooms freely and is easily grown. Eighteen inches to two feet high. Pkt. 10c.

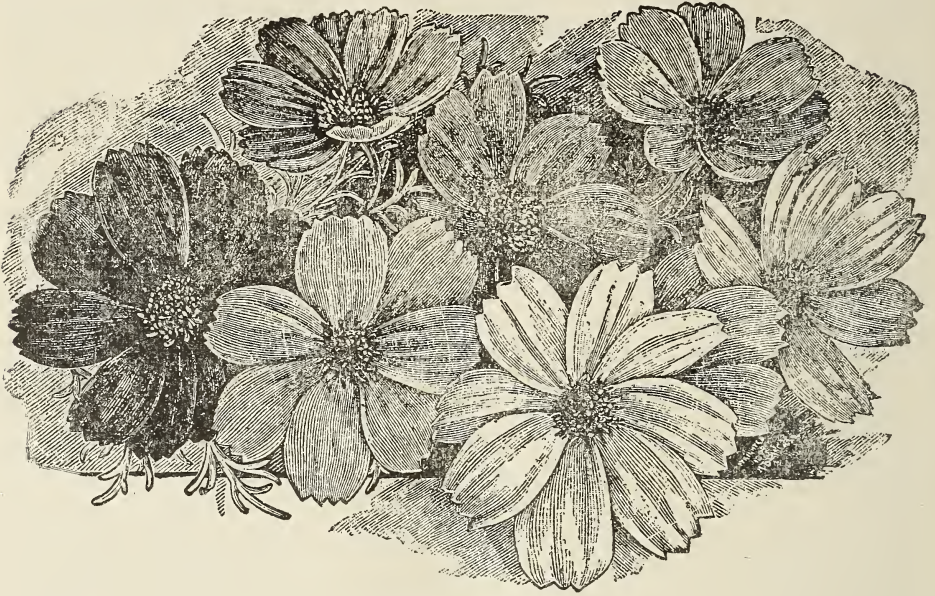
## Celosia, or Cockscomb

Very attractive annuals. The crested heads of flowers resemble a cock's comb. The plumed heads are like great feathers. Sow the seed directly in the garden or start early and transplant. Make fine plot plants. Pkt. 10c.

## Carnations—Marguerite

These lovely, fragrant Carnations produce fine double flowers. From seed sown in the garden early in the Spring, the plants begin to bloom in about four months. When well started, the young plants should be transplanted to stand 12 inches apart. They are quite hardy, flowering the first season until late in the Fall, and will live out all Winter if given the protection of a mulch of long strawy manure. Or they may be cut back by removing the flower-shoots early in the Fall and planted in pots for Winter blooming in a cool room. The seed offered will produce a large percentage of double flowers in the choicest assortment of colors. All colors mixed.





### COSMOS

A strong grower, having elegant foliage, and for Fall blooming has no superior. Seed sown in the house or hotbed in March or early in April, and the young seedlings transplanted to the open ground as soon as the weather is warm, will produce plants three to five feet high by September, which, thereafter, and until November, will yield hundreds of blossoms three inches across. The flowers are of various shades from pure white to purplish crimson. Both foliage and flowers are unsurpassed for bouquets and vases.

**EARLY-FLOWERING.** Begins to flower in July and continues till frost. Particularly fine for vases and house decorations. All colors mixed. Pkt. 10c.

### CYPRESS VINE

**IPOMEEA QUAMOCLIT.** One of the most graceful and beautiful of garden vines. For training upon a light trellis it is unexcelled. Its scarlet or white flowers are produced in profusion, and its finely-cut foliage is well adapted to ornamental work. When plants are set in rich soil, where they are to grow, they will reach a height of ten feet; or, if planted thick, will soon make a screen of exquisite foliage and flowers. Soak seeds over night in warm water before sowing. Mixed, Pkt. 10c.

### DIGITALIS (Foxglove, or Witches Fingers)

The Foxglove, in common with all the hardy perennials, is being planted more extensively each season. The large tube-like flowers, which are produced so freely in beautiful spikes, add much to our hardy beds and borders. Being of the easiest growth, and doing finely in partially shaded situations, they fill in many gaps most advantageously.



## DELPHINIUM (Larkspur)

The **Larkspurs** are showy annuals and perennials.

Very easy to cultivate and beautiful for borders. The foliage is dark green, much divided, throwing out to perfection the blossoms, which are terminal spikes of blue, purple, white and red. Although hardy perennials, the plants will bloom the first Autumn and again the following Spring. All grow freely in good soil.

**GIANT DOUBLE HYBRIDS.** Magnificent stately plants, growing 5 to 8 feet high, with great flowering spikes in wonderful proportions. Cut off the spikes before producing seed and they will bloom for months. Pkt. 10c.

**PERRENNIAL DELPHINIUM (Mixed Colors).** Pkt. 10c.



## DIANTHUS

### CHINESE AND JAPANESE PINKS

These are among the most brilliant of our garden flowers, and are worthy of particular care. The plants are from twelve to fifteen inches in height. Seeds can be sown under glass in the Spring, or in an open, sheltered bed. The young plants are easily transplanted, and should be set from eight to twelve inches apart. Bloom the first Summer, and also the second if the flowers are freely picked during the season, and the plants are protected in the Winter.

**DOUBLE IMPERIAL PINK.** Mixed colors. Pkt. 10c.



## ESCHSCHOLTZIA

The **California Poppy** is a showy, free-flowering plant, of low-spreading growth, with finely divided foliage, blooming throughout the season. Seed should be sown thinly in shallow drills early in Spring where the plants are to bloom. In Southern States it succeeds best from seed sown late in the Fall. Where a solid bed is desired, seed may be thinly broadcast and lightly raked in. This is the most effective way of planting this gorgeous flower. Pkt. 10.

## EVERLASTING FLOWERS

The Everlasting or "Straw Flowers," with their rich bright colorings, are most valuable for Winter decorations. Plants grow readily from seed sown in open ground when the trees are starting out in leaf. When well started they should be thinned to stand several inches apart in the row, and should be kept cultivated to produce the finest and largest number of flowers. All varieties mixed.

## EUPHORBIA

**MARGINATA (Snow on the Mountain).** Plants of open, free-branching growth, two feet in height. The large, dark-green leaves are widely bordered or margined with pure snow-white. It is very showy in the strong contrast of colorings, and most effective for planting on raised beds. Pkt. 10c.



### MARIGOLDS

The African and French Marigolds are valuable for their flowers in late Summer and Autumn and can be grown to advantage in little clumps, with other plants, in the front of shrubbery or in the garden border. The African varieties are the taller in growth, and produce large self-colored blossoms. The French varieties are smaller, some of them being elegantly striped and spotted. The dwarf-growing kinds make extremely handsome borders, being neat compact plants, and remaining in full bloom until killed by frost. Seeds can be sown in the open border, or earlier, in a coldframe, and the young plants transplanted late in the Spring to where they are to remain. They succeed best in a light soil, with full exposure to the sun. Annual.

**TALL AFRICAN.** Double Mixed Colors. Pkt 10c.

**TALL FRENCH.** Double Mixed Colors. Pkt. 10c.

**DWARF.** Double Mixed Colors. Pkt. 10c.

### MIGNONETTE

No annual is a more general favorite than the Mignonette. Its modest, sweet-scented flowers recommend it to every one. One of the easiest culture, it adapts itself to all situations. Finds a place in the greenhouse or conservatory, in a box or pot on the window, or in the open ground in Summer. Blooms till Fall. Sow seeds several times during season. In bloom for 60 days.

**GOLIATH, GIANT FLOWERED.** Red. Plants pyramidal in form and very strong with exceedingly large flower-spikes. 12 inches. One of the best. Pkt. 10c.

**MACHET.** Golden. Dwarf growth, highly colored; fragrant. Pkt. 10c.

**ODORATA.** Very sweet. 9 inches. Pkt. 10c.

### FOUR-O'CLOCK

**MARVEL-OF-PERU,** or, as it is generally called, **Four-o'clock,** because its flowers open late each afternoon; bright foliage. Flowers are fragrant, with desirable colors and fine markings. Makes a fine Summer hedge if set in rows a foot apart. Mixed colors. Pkt. 10c.



## MORNING GLORIES

The well known and popular hardy annual climbers which produce large trumpet-like flowers of many brilliant colors. Seed is sown where they are to bloom, thinning as may be desired. Height 10 to 10 ft.

**JAPANESE.** Flowers of largest size, often 3 inches across, in magnificent colors and brilliantly marked. Pkt. 10c.

**MIXED.** A splendid mixture of various shades. Pkt. 10c.



## NASTURTIUM

Everyone knows and admires the Nasturtium. Its varied and brilliant colors, its refreshing fragrance, making it so desirable for table decorations, its habit of continuous blooming, and the ease with which it is grown, all combine to place the Nasturtium in the list of flowers that are really indispensable.

**Tall Sorts.** Mixed colors. Pkt. 10c.

**Dwarf Sorts.** Mixed colors. Pkt. 10c

## Forget-Me-Not (Myosotis)

Flourishes in a moist shady situation, and is in constant bloom nearly the whole season. If the seed is sown in Autumn it will flower in early Spring. Hardy perennial; one-half foot.

## PETUNIAS

Are annuals of extraordinary merit and of easy culture, producing a fine effect by reason of the beautiful combination of colors. In the garden, conservatory or greenhouse they produce most beautiful flowers in great profusion. Will grow freely in any soil, but the better effect produced. Also fine for boxes, vases, etc. In the open garden the plants spread 3 feet by 20 inches high and bloom for 90 days.

**GRANDIFLORA FINEST MIXED.**—Pkt. 10c.

## POPPY

Every garden should have a good supply of Poppies. They fit in almost anywhere and the perennial varieties remain for years. Bracteatum, Iceland and Orientale are perennials, the others annuals. Sow seed in the open ground in the Spring or Fall. Will not bear transplanting. Most brilliant and showy flowers. One to two feet.

**Giant Double.** Mixed colors. Pkt. 10c.

**Shirley.** Flowers of a glossy silk-like texture, single or semi-double, colors light shades crimson, rose, pink to rosy-white; some bordered with white, others striped and blotched, mixed colors. Pkt. 10c.

**Perennial Poppies.** Mixed colors. Pkt. 10c.



# Giant Flowering Pansies

The Pansy gives an abundance of bloom until after severe frosts, endures our hard Winters with safety, and greets us in the early Spring with a profusion of bright blossoms. Pansies are at their best during the cool, moist weather of Spring and Fall. Seed sown in the open ground in May or June will give fine blooms in late Summer and Autumn, and a good crop of flowers the following season if the plants are pinched back in early Spring. Seed sown in mid-Summer, where it can be shaded and watered, will produce large enough to Winter-nicely and come into full bloom in early Spring. Young plants give the largest flowers. Old, worn out plants should be replaced by young, vigorous ones.



**SPECIAL MIXTURE.** All colors. Pkt. 10c.

## Portulaca

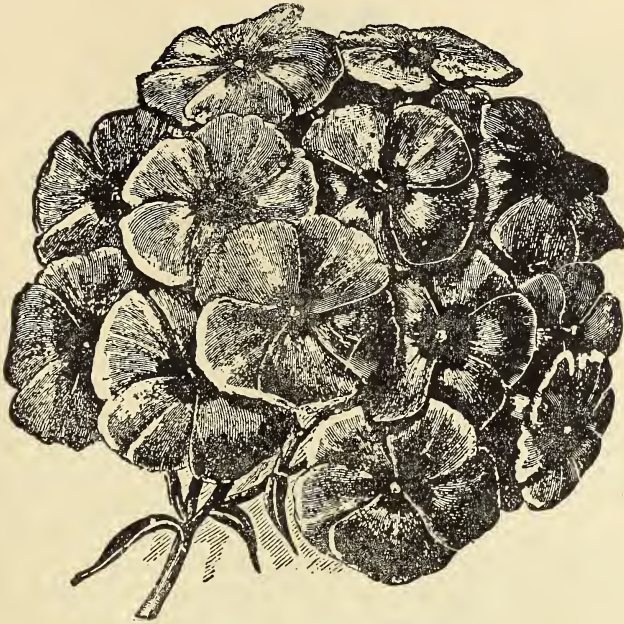
Sometimes called Moss Rose. Few flowers make such a dazzling display of color in the bright sunshine as a bed of portulacas. The glossy cup-shaped single flowers and roselike double flowers, about one inch across, range through many shades of red, white, pink, orange, yellow, striped, etc. Plants low growing or creeping with thick, fleshy stems tinged with red and small quill-shaped leaves. Desirable also for edgings. They are in bloom through a long season.

Sow seed outdoors, after weather is warm and settled, where the plants are to stand in rows one foot apart. They should have a sunny situation. Well pulverized soil should be used but it does not need to be rich. Cover seed about one-eighth inch deep. Thin to two inches apart. For massed beds seed can be sown broadcast, the soil sifted on and the whole bed carefully pressed with a board. For earliest blooming start under glass and transplant to place after danger of killing frost is over. Tender annual; about nine inches high.

**SINGLE VARIETIES.** Mixed colors. Pkt. 10c.

**DOUBLE ROSE FLOWERED.** Mixed colors. Pkt. 10c.





# PHLOX

## DRUMMONDII GRANDIFLORA

For splendid mass of colors and a constant display, the Phlox Drummondii is not excelled by any other annual or perennial. It has every desirable quality for this purpose. The colors range from purest white to deepest blood-purple or crimson. Seed may be sown in open ground in May, or in hot-bed earlier, and transplanted, and in either case they make a most brilliant bed of showy, yet delicate, flowers the whole Summer. A good ribbon bed of Phlox is a most dazzling sight. Set plants a foot apart.

**Special Mixture—Pkt. 10c.**

## SALVIA

One of our handsomest and most showy Summer and Autumn-flowering plants, forming compact bushes, which are literally ablaze with brilliant flowers from July to frost. Tented perennial, but blooms first season from seed.

**BONFIRE.** Finest compact sort of very even growth, with dense spikes of vivid dark scarlet flowers, 2½ ft. **Pkt. 10c.**

## RICINUS

### CASTOR OIL PLANT

Stately, strong-growing plants with very ornamental foliage, particularly adapted as center plants of groups of Cannas, Caladiums, Dahlias, etc.; fine for lawns, massings, etc. Very quick growing annual.

**ZANZIBARENSIS.** A new and distinct class, surpassing in size and beauty all varieties hitherto known. Plants attain great dimensions, 12 to 14 feet, presenting a splendid aspect with their gigantic leaves. We have grown them with leaves 3 to 4 feet across. Our mixture contains light and dark green leaves, and some coppery-bronze changing to dark green with reddish spots. All varieties mixed. **Pkt. 10c.**



### SWEET PEAS

Sow in permanent location, in single row, two seeds to the inch, half-ounce of seeds to every yard of row; cover one inch deep.

Sweet Peas can be grown as easily as the common garden Peas, simply requiring room and early starting—planted even before the frost is out of the ground, sometimes the preceding Autumn, as with deep roots in a deep, rich soil the season of blooming is lengthened. They do best when trained to trestles made of string or wire. They should be thinned out about one inch apart in rows, and if in parallel rows the rows should be four (4) feet apart.

Sweet Peas always develop the largest and best flowers and continue longest in bloom under conditions of a rainy season or under irrigation. On the other hand, hot, dry weather diminishes the size of flowers, causes them to fade and induces the vines to cease blooming, to soon dry up if not revived by rain, but after a good rain will make a display as attractive as at first.

### GRANDIFLORA VARIETIES

White, Pink, Lavender, Pink and White and Mixed Colors. Pkt. 10c; oz. 15c; 2 oz. 25c; ¼ lb. 40c.

### GIANT SPENCER—Waved Varieties

Spencer Sweet Peas are the largest and most beautiful of all known Sweet Peas, the individual flowers measuring frequently 2 to 2½ inches across; they are also remarkable for their profuseness and continuous bloom. On strong stems 9x12 inches long the beautiful flowers are borne three to four on a stem. The standards are open, well rounded and exquisitely waved and often serrated.

White, Pink, Lavender and Mixed Colors. Pkt. 10c; oz. 25c; ¼ lb. 80c.

### FLOWER SEEDS FOR WILD GARDENS

Splendid Mixtures of Many Beautiful Varieties

These Mixtures contain many beautiful and interesting annuals, furnishing a profusion of bloom from early Summer until frost. They are intended to produce a display without the care necessary to regularly kept flower beds. Pkt. 10c.





## VERBENA

Very few plants make such a gorgeous display during the Summer months as the Verbenas, or furnish more flowers for cutting. Start seed in the house or under glass early in the Spring, and transplant after three or four inches of growth. Good healthy plants can be produced from seed as readily as almost any tender annual. They flower in July, and continue strong and healthy until destroyed by frost. All colors, mixed. Pkt. 10c.

## ZINNIA

Sometimes called Youth and Old Age. The well known bush-like plants of Zinnias produce a profusion of large double imbricated flowers, borne on stiff stems. They are much used for bedding and are suitable for borders and for cutting.

There is much satisfaction in a bed of Zinnias with their twisted and recurved flowers in many bright colors, and when nearly every other flower has been killed by frost this plant is still in full bloom. Few flowers are more easily grown or bloom more abundantly throughout the season, and the wide range of color is not less remarkable than their unusual depth and richness.

Sow seed early in Spring, in open ground in good, rich soil, preferably in rows one and one-half feet apart and covering about one-fourth inch deep. When the young plants are one to two inches high thin to six inches apart. Start under glass for earlier blooming. Half hardy annual; tall growing, usually about one and one-half to two feet high. All colors mixed. Pkt. 10c.

## Summer Flowering Bulbs

### CALADIUM ESCULENTUM—(Elephant's Ear)

Very ornamental, with immense smooth, light green leaves, beautifully veined with dark green. One of the most effective plants in cultivation for the flower-border or lawn; will grow in any good soil, and is of easiest culture. 25c. each.

### TUBEROSE

A bulbous plant of easiest and most delightful fragrance, suitable for the Summer garden or house culture throughout the year. They should be started early in pots, using good rich, loamy soil, and when the weather is suitable, transplanted into the garden.

**Excelsior Pearl.** A superior strain, with very large double white flowers, produced in great abundance. 10c each.

### CANNA, Dormant Roots

A class of plants for grand effects. Their rich and vari-colored leaves, combined with large and beautiful flowers of brilliant colors, make them very desirable for planting in groups on the lawn, or singly in beds. Keep the roots in a warm, dry place through the Winter.

Tall Bronze Leaved.

Dwarf Bronze Leaved.

Dwarf Green Leaved.

10c each; Doz. \$1.00.

### MADERIA VINE

A rapid-climbing plant, with beautiful, wax-like, light green leaves and feathery white flowers, with a delicious fragrance resembling Mignonette.

5c each; Doz. 50c.



### DAHLIAS

These Summer and Autumn-flowering plants are more popular than ever. They should not be planted until the weather has become warm and settled in Spring, and should be taken up before severe frosts in Autumn. Mixed colors. 10c each.


### GLADIOLUS

Of Summer-blooming bulbs for general garden decoration the Gladioli are deserving of special attention. Requiring but little room for growth, they are exceedingly useful for planting among shrubbery, while for massing in large beds, where a brilliant and effective display is desired, they are invaluable. Named varieties—White, Light Pink, Dark Pink, Red and Yellow.

5c each; Doz. 50c.

Mixed Colors. Doz. 40c.





Inoculated                  Red Clover                  Not Inoculated

Standard Inoculating Bacteria are grown direct from the nodules. All bacteria sent out are of the second generation from the nodules. This laboratory technic in the preparation of these culture insures the highest possible virility and therefore positive inoculation and an abundance of nodules. It is a fundamental of bacteriology that the further removed from the initial germ, the less viril. Bacteria planted and replanted to generations far remote cannot and do not insure

healthy inoculation and use of such often results in failure. Standard cultures bred direct from the nodules are furnished to you only one generation removed.

Standard cultures are not cheap cultures. They may be cheaper in price than some, but in price only. The price is still consistent with high quality. They cannot be made better even if ten times the price were offered. Every package is fully guaranteed.

**Increases the Yield.    Enriches the Soil.    Hastens Maturity    Improves Feeding Value.**  
**Saves Fertilizer Bills.    Easy to Apply.    Full Directions in Every Package.**

PREPARED FOR

|              |                |              |
|--------------|----------------|--------------|
| Alfalfa      | Crimson Clover | Garden Peas  |
| Soy Beans    | Alsike Clover  | Sweet Peas   |
| Cow Peas     | Vetch          | Field Beans  |
| Sweet Clover | Field Peas     | Garden Beans |
| Red Clover   |                | Peanuts      |

and all other legumes

PRICES

|             |       |         |
|-------------|-------|---------|
| Garden Size | ----- | \$ .50. |
| 1 Acre Size | ----- | .75     |
| 2 Acre Size | ----- | 1.45    |
| 4 Acre Size | ----- | 2.25    |
| 6 Acre Size | ----- | 3.00    |

Add five cents per package for postage. One acre size sufficient for about 20 pounds of alfalfa, clover or other small seeds, and for about 90 pounds of peas, beans or other large seeds. When ordering, state crop to be inoculated. Standard cultures are guaranteed by us and by makers.

# Keep the Bugs and Blight from Your Garden.



A complete line of sprays for  
chewing and sucking insects,  
also Blight and Mildews.



## ROGERS DRY LIME SULFUR

Rogers Dry Lime Sulphur is a patented article and is the only real Dry Lime Sulphur on the market and should not be confused with the various mixtures that have been sold with unfavorable results as a substitute for the liquid lime sulphur solution.


## ROGERS LEADED BORDO

This is a combined Bordeaux Mixture and Arsenic of Lead. It is in dry form and is far superior to any paste material.



## PAINTS AND VARNISHES

We handle a complete line of Rogers Paints and Varnishes, one of the best paints on the market.



Years ago paint as mixed by the painter consisted mainly of two ingredients, White Lead and Linseed Oil. There is still some paint of this character used, but a great deal less than formerly, as modern science, practical tests and thorough research work have developed that a paint made from pure Carbonate of Lead and Linseed Oil alone is not the most satisfactory or durable paint coating.

### THE MACHINERY EMPLOYED

Rogers Machine-Made Paints are made in "the best equipped paint and varnish plant in the world." The ingredients are stirred together in large mixers and ground exceedingly fine between powerful mill-stones, and finally thinned and agitated and filled into cans by actual weight, giving a perfect check on the uniformity of color and consistency of the body of the paint, and insuring a product with unequalled covering power, spreading capacity, permanency of finish and wearing qualities. It is more economical than Lead and Oil as mixed by the painter.

We claim that Rogers Machine-Made Paints carry the best paint value that money can buy.

### ROGERS AB-LU-ENT (SEMI-LIQUID)

#### A PAINT AND VARNISH REMOVER

Put up in semi-liquid form to prevent the preparation from running off vertical surfaces before it has done its work. Removes Paint or Varnish almost instantly; contains no acid, alkali or other injurious material; does not injure any surface to which it is applied; does not injure or affect any glue joints; does not injure succeeding coats of paint or varnish; you can wash your hands in it without harm to them; will remove paint or varnish from clothing.

### ROGERS AUTO ENAMEL

Rogers Auto Enamels spread evenly, dry quickly, will not chip or crack or become dull after exposure to weather. Repeated washings or usage will not harm it. For use in refinishing automobiles, carriages, etc. Complete directions accompany each package. Made in ten colors and Detroit Auto Finish Varnish.

### ROGERS BARN PAINT

**Bright Red.** For barns, fences, bridges, roofs, mills, mining and hoisting works, freight sheds, etc. Covers and spreads well. More economical than common hand-mixed Venetian Red Paint.

**Barn Gray.** A high-grade paint for use on barns, fences, bridges, roofs, sheds and all rough structures. Has great covering capacity, works easy and wears well.

### ROGERS FAMILY PAINT

Suitable for painting any article about the home. Dries with an oil lustre, which may be washed without injury.







## ROGERS FURNITURE AND AUTOMOBILE POLISH (Liquid)

Made expressly to restore and preserve the finish of all varnished surfaces, such as the surfaces of pianos, fine furniture, oil paintings, woodwork, floors, automobiles, etc. Polishes easily. Removes dust, fly specks, ink-stains, finger-marks. Does not leave the surface oily or gummy to collect dust. Non-combustable and contains no material that will injure pianos or the finest furniture.



contains no material that will injure pianos or the finest furniture.

## ROGERS INSIDE FLOOR PAINT

Dries hard over night, with a high gloss. Spreads easily, has good covering capacity and is very durable. Made in Yellow, Lead Color, Terra Cotta, Fawn Color, Indian Red, Dust Color, Gray and Light Brown.

## ROGERS ONYX BLACK

Onyx Black makes an ideal paint for felt, paper, shingles or composition roofs, because it effectually seals up all porous surfaces making them waterproof. It will stop leaks and add many years to the life of a roof. It resists the destructive elements of rain, snow, sleet and the hot sun. Can also be recommended for interior or exterior painting of all kinds where a high gloss elastic black finish is desired.

## ROGERS ROOF AND BRIDGE PAINT

This is specially prepared for use on structural work (wood or metal), bridges, barns, tin roofs, etc. The pigments are finely ground and made to bind firmly, furnishing a durable, protective coating.

## ROGERS SANITARY ENAMEL

A paint and an enamel combined, possessing the easy working qualities of the former with the handsome finish of the latter. Contains no poisonous lead; gives off no obnoxious odors; will not peel, chalk or chip; is well suited for use in hospitals, halls, public buildings, depots, etc. Is not injured by washing.

## ROGERS DETRO FINISHES

### DETRO SPAR

This is the most durable Varnish possible to manufacture. It is made from specially selected hard gums, and is reduced with special varnish oil and pure turpentine. It has perfect elasticity, which makes it a lasting coating on the surfaces subject to great exposure. For the finishing of spars, cabins of yachts and steamships, outside doors, vestibules, window sills, casings, porch furniture or anything else that requires a varnish that will withstand moisture and the elements, IT HAS NO EQUAL. It dries dust free in about six hours, and dries hard in three or four days, according to conditions. Detoro Spar should be applied directly to the wood and not used over a cheap fast-coater or liquid filler. It may be left in the gloss, or it will take a light rubbing if a dull finish is desired.

### DETRO FLOOR

This is an Elastic Varnish made especially to withstand the hard usage to which floors are subjected. On hardwood or parquetry floors it gives a high, brilliant lustre superior in every way to finishes obtained by the use of wax, oil or shellac. It does not scratch, turn white or show heel marks, may be left in the gloss, rubbed to a flat finish or a beautiful polish. Detoro Floor can be applied at night and walked on lightly in the morning.



### DETRO HARD OIL

As its name implies, Detoro Hard Oil is a Long Oil, hardened with selected gums in order to make a glossy, elastic, easy-working varnish. This brand is so popular that little need be said about it, except that it dries with a full gloss in about two hours, and may be rubbed out in forty-eight hours.





### **NURSERY DEPARTMENT**

In this department we offer the varieties of Fruit Trees, Shrubs, Vines, Hardy Plants and Roses, which are most suitable for planting in this locality. Our stock is well grown and carefully graded, and the prices we quote are as low as the quality of our stock will permit.

We carry a full line and will be pleased to quote you on your requirements.

---

# Binghamton Seed Co.

135 Court Street

Binghamton, N. Y.